

### SpaceMaker

SpaceMaker is the next generation in secure, universal bike parking. Easy-in and easy-out makes it accessible to most users. SpaceMaker's unique geometry achieves higher density and tangle-free storage in a smaller footprint. Lock bars are manufactured in solid steel for extra security and angled forward for easy access. Use freestanding or bolt into concrete.

- High density modular racking solution
- Comes in 2 and 3 bike units for side-by-side modularity
- Reversible– bikes can be stored on either side
- Heavy duty construction with solid steel lock bars



Shown: SpaceMaker (SM-3-LHL / Part B)

### GENERAL INFORMATION

**Frame:** 11 gauge x 1 1/2" steel angle

**Wheel Cradles:** 11 gauge, 1" dia. steel tube

**Lock Bars:** 1" dia. solid steel rod

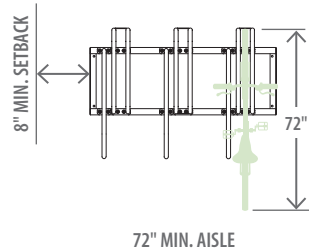
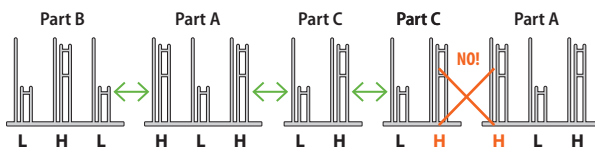
**Finish:** Powder coated TGIC polyester paint

■ RAL 9005/Jet Black (standard)

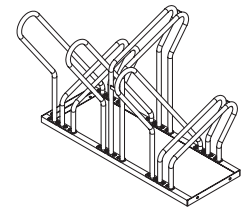
### DIMENSIONS/CAPACITY

SpaceMaker	Length	Width	Height	Spacing	Bikes
SM-3-HLH (Part A)	45"	31 1/2"	34 1/2"	15"	3
SM-3-LHL (Part B)	45"	31 1/2"	34 1/2"	15"	3
SM-2-LH (Part C)	30"	31 1/2"	34 1/2"	15"	2

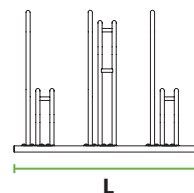
Each SpaceMaker unit has Low (L) and High (H) positions. When placing units side-by-side, L and H must always be alternated. See below:



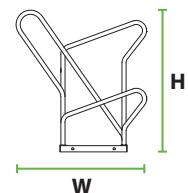
TOP VIEW



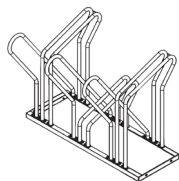
ISOMETRIC VIEW



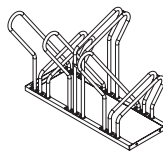
FRONT VIEW



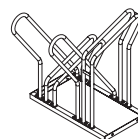
SIDE VIEW



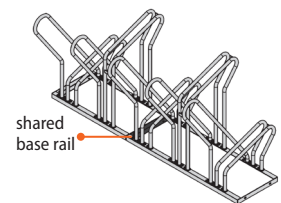
SM-3-HLH (Part A)



SM-3-LHL (Part B)



SM-2-LH (Part C)



SM-2-LH / SM-3-LHL



velodomeselters

BIKE PARKING SOLUTIONS Bike Shelters | Bike Racks | Bike Storage Systems

888-995-8090

32 Ann Street Clifton, NJ 07013

info@velodomeselters.com

www.velodomeselters.com